



# DROUGHT TOLERANT TREES

## FOR UTAH











A beautiful and healthy urban forest starts by selecting the right tree for the right place. Climate models predict a warmer and drier future for the state of Utah. Choose drought tolerant trees to help ensure long term tree survival.









Please remember that all newly planted trees require some care and irrigation in the first few years. Healthy, established trees will become more drought and stress tolerant.

Below is a diverse palette of low water use trees curated from the Utah State University Extension.

[Click on the tree name to view more info.](#) Happy choosing!☺






### BIG TREES | Over 50 ft

	<p><b><u>INCENSE CEDAR</u></b> <i>Calocedrus decurrens</i></p>	<p><b><u>BALD CYPRESS</u></b> <i>Taxodium distichum</i></p>	<p><b><u>BLUE SPRUCE</u></b> <i>Picea pungens</i></p>
			
	<p>Evergreen, Conifer</p>	<p>Deciduous, Conifer</p>	<p>Evergreen, Conifer</p>
	<p>Full sun to partial shade</p>	<p>Full sun to partial shade</p>	<p>Full sun to partial shade</p>
	<p>Height: 70-90 ft</p>	<p>Height: 80 ft</p>	<p>Height: 65 ft</p>
	<p>Growth rate: Moderate</p>	<p>Growth rate: Moderate to fast</p>	<p>Growth rate: Moderate</p>
	<p>Fragrant bark and leaf, drops dry fruit</p>	<p>Drops dry fruit</p>	<p>Utah native, drops dry fruit</p>

	<p><b><u>KENTUCKY COFFEE TREE</u></b> <i>Gymnocladus dioicus</i></p>	<p><b><u>BUR OAK</u></b> <i>Quercus macrocarpa</i></p>	<p><b><u>SHUMARD OAK</u></b> <i>Quercus shumardii</i></p>
			
	Deciduous, Broad-leafed	Deciduous, Broad-leafed	Deciduous, Broad-leafed
	Full sun	Full sun to partial shade	Full sun to partial shade
	Height: 60-100 ft	Height: 80 ft	Height: 70 ft
	Growth rate: Moderate to fast	Growth rate: Moderate to fast	Growth rate: Moderate to fast
	Poisonous seed pods	Produces acorns	Fall color, acorns

**MEDIUM TREES** | Between 30-50 ft

	<p><b><u>CHITALPA</u></b> <i>Chitalpa x tashkentensis</i></p>	<p><b><u>PERSIAN PARROTIA</u></b> <i>Parrotia persica</i></p>	<p><b><u>CHINESE PISTACHE</u></b> <i>Pistacia chinensis</i></p>
			






	Deciduous, Broad-leafed	Deciduous, Broad-leafed	Deciduous, Broad-leafed
	Full sun to partial shade	Full sun to partial shade	Full sun to partial shade
	Height: 35 ft	Height: 35 ft	Height: 35 ft
	Growth rate: Fast	Growth rate: Slow to moderate	Growth rate: Moderate
	Pink flowers	Red/orange fall color	Red/orange fall color

	<b><u>JAPANESE ZELKOVA</u></b> <i>Zelkova serrata</i>	<b><u>UTAH JUNIPER</u></b> <i>Juniperus osteosperma</i>	<b><u>EASTERN REDCEDAR</u></b> <i>Juniperus virginiana</i>
			
	Deciduous, Broad-leafed	Evergreen, Conifer	Evergreen, Conifer
	Full sun to partial shade	Full sun to partial shade	Full sun to partial shade
	Height: 50-65 ft	Height: 35 ft	Height: 50 ft
	Growth rate: Moderate to fast	Growth rate: Moderate	Growth rate: Moderate
	Yellow/orange fall color, dry fruit	Utah native, dry fruit	Dry fruit

SMALL TREES | 30 ft and Under

	<p><b><u>SMOKE TREE</u></b> <i>Continus coggygia</i></p>	<p><b><u>AMUR MAPLE</u></b> <i>Acer ginnala</i></p>	<p><b><u>JAPANESE LILAC</u></b> <i>Syringa reticulata</i></p>
			
	Deciduous, Broad-leafed	Deciduous, Broad-leafed	Deciduous, Broad-leafed
	Full sun to partial shade	Full sun to partial shade	Full sun to partial shade
	Height: 10-15 ft	Height: 25 ft	Height: 20-30 ft
	Growth rate: Moderate	Growth rate: Slow to moderate	Growth rate: Moderate
	Yellow/red fall color	Red fall color	White flowers, dry fruit

	<p><b><u>MOUNTAIN MAHOGANY</u></b> <i>Cercocarpus ledifolius</i></p>	<p><b><u>MUGO PINE</u></b> <i>Pinus mugo</i></p>	<p><b><u>SINGLE LEAF PINYON</u></b> <i>Pinus monophylla</i></p>
			

	Evergreen, Broad-leafed	Evergreen, Conifer	Evergreen, Conifer
	Full sun	Full sun to partial shade	Full sun to partial shade
	Height: 20 ft	Height: 25 ft	Height: 30 ft
	Growth rate: Moderate	Growth rate: Moderate	Growth rate: Slow
	Utah Native, dry fruit	Cones	Utah Native, Cones

## GLOSSARY OF TERMS

### Foliage Type

**Deciduous:** trees lose their leaves completely every winter.

**Evergreen:** trees never lose all of their leaves/needles at one time, but generally have specific periods of leaf drop. They remain green throughout the winter.

**Partial Deciduous:** trees will lose a majority of their leaves during fall, but will retain a lower density of leaves during dormancy.

### Exposure

**Sun:** 6 or more hours of direct sunlight per day

**Shade:** Less than 2 hours of direct sunlight per day

### Growth Rate

Identifies the maximum relative rate a tree will grow. Urban environments will provide many influencing variables.

**Slow:** 1 to 12 inches per year

**Slow to moderate:** 12 to 24 inches per year

**Moderate:** 24 inches per year

**Moderate to fast:** 24 to 36 inches per year

**Fast:** 36 inches or more per year

Resources:

[Selectree: A Tree Selection Guide](#)  
[Tree Browser – Utah State University](#)